

Intelligent Anomaly Detection in Industrial Networks: A Predictive Evaluation of the SmartSense AI Architecture

Kommu Tharun^{*1}, V. Vijayalakshmi², Dr. S. Usharani³

¹Student, Department of Computer Applications, Viswam Engineering College, Andhra Pradesh, India

²Associate Professor, Department of Computer Applications, Viswam Engineering College, Andhra Pradesh, India

³Professor & Head, Department of Computer Applications, Viswam Engineering College, Andhra Pradesh, India

Email id: ²vijji.varapana@gmail.com

Abstract — The rapid advancement of industrial automation and the increasing deployment of sensor-based monitoring systems have enabled data-driven approaches for intelligent equipment maintenance. This paper presents SmartSense AI, an industrial predictive anomaly detection framework designed to identify abnormal patterns in machine sensor data using advanced machine learning techniques. Traditional maintenance strategies, including reactive and preventive maintenance, often fail to detect early-stage equipment degradation, leading to unexpected failures and increased operational costs. The proposed system utilizes unsupervised learning methods, specifically an autoencoder-based deep learning model and the Isolation Forest algorithm, to analyze multivariate time-series sensor data. The autoencoder learns the normal behavior of machine operations and identifies anomalies based on reconstruction error, while the Isolation Forest detects statistically isolated data points. A dual-model approach enhances detection reliability and reduces false positives. Additionally, the system incorporates a severity scoring mechanism to quantify anomaly intensity and a root cause analysis module to identify contributing sensor variables. An interactive Streamlit-based dashboard enables real-time visualization of anomaly detection results, severity levels, and sensor insights. The system is implemented using Python, TensorFlow, and Scikit-learn, ensuring scalability and efficiency. Experimental evaluation demonstrates that SmartSense AI effectively detects early anomalies, reducing unplanned downtime and maintenance costs. The modular architecture supports future enhancements such as IoT integration, cloud deployment, and predictive failure estimation.

Keywords — Predictive Maintenance; Anomaly Detection; Autoencoder; Isolation Forest; Industrial IoT.

1. Introduction

The rapid evolution of industrial automation and the widespread adoption of sensor-enabled machinery have significantly transformed modern manufacturing systems. Industrial environments today are equipped with a diverse range of sensors that continuously monitor operational parameters such as temperature, pressure, vibration, humidity, and rotational speed. These sensors generate large volumes of time-series data, creating opportunities for intelligent data-driven monitoring while simultaneously introducing challenges in effective data analysis and interpretation. Traditionally, industrial maintenance strategies have been categorized into reactive and preventive approaches. Reactive maintenance focuses on repairing equipment after failure has occurred, often leading to unplanned downtime, production losses, and increased repair costs. Preventive maintenance, on the other hand, follows scheduled servicing based on predefined intervals, regardless of the actual condition of the equipment. While preventive strategies reduce sudden failures to some extent, they often result in unnecessary maintenance activities and inefficient resource utilization. To overcome these limitations, predictive maintenance has emerged as a promising solution that leverages real-time and historical sensor data to anticipate equipment failures before they occur. By identifying early signs of degradation, predictive

maintenance systems enable timely intervention, reducing downtime and optimizing maintenance schedules. The integration of machine learning techniques has further enhanced the effectiveness of predictive maintenance by enabling automatic pattern recognition and anomaly detection in complex industrial data. Among various machine learning approaches, unsupervised learning techniques are particularly suitable for industrial applications where labelled fault data is scarce. These methods learn the normal operational behavior of equipment and detect deviations as anomalies. Autoencoders, a class of neural networks designed for data reconstruction, have shown significant effectiveness in identifying anomalies by measuring reconstruction errors. Similarly, the Isolation Forest algorithm provides a statistical approach to anomaly detection by isolating abnormal data points based on their distribution characteristics. The proposed SmartSense AI framework integrates these advanced techniques into a unified system for industrial anomaly detection. By combining autoencoder-based deep learning with Isolation Forest-based statistical detection, the system ensures improved accuracy and reliability through a dual-model approach. Furthermore, the system enhances practical usability by incorporating severity scoring and root cause analysis, enabling maintenance personnel to understand both the intensity and cause of anomalies. An interactive dashboard developed using Streamlit provides real-time

visualization of sensor data and analytical outputs, making the system accessible to users without deep technical expertise. This integration of data processing, intelligent analysis, and visualization creates a comprehensive solution for industrial monitoring. In summary, SmartSense AI represents an efficient and scalable predictive maintenance framework that transforms raw sensor data into actionable insights. The system addresses the limitations of traditional maintenance approaches and demonstrates the potential of machine learning in improving industrial reliability and operational efficiency.

2. Literature Survey

The domain of anomaly detection in industrial sensor data has gained significant importance due to its role in predictive maintenance and operational efficiency. Early approaches relied on statistical and threshold-based techniques such as control charts (Shewhart, CUSUM, and EWMA), which detect deviations in individual parameters but fail to capture complex relationships among multiple variables. Multivariate methods like Principal Component Analysis (PCA) and Hotelling's T^2 improved detection by considering variable correlations, yet their linear assumptions limit effectiveness in nonlinear industrial environments. With advancements in computation, machine learning methods became prominent. Supervised models like Support Vector Machines, Random Forests, and Gradient Boosting provide accurate detection when labelled data is available. However, the scarcity of labelled fault data in real-world scenarios has led to increased use of unsupervised techniques. Clustering methods such as k-means, DBSCAN, and Gaussian Mixture Models identify anomalies as outliers, while One-Class SVM defines boundaries around normal data. These methods offer flexibility but depend heavily on parameter tuning and assumptions. A major advancement came with the Isolation Forest algorithm, which detects anomalies by isolating them through random partitioning. It is efficient, scalable, and well-suited for high-dimensional industrial data. More recently, deep learning techniques such as autoencoders have revolutionized anomaly detection. These models learn to reconstruct normal data and identify anomalies through high reconstruction error. Variants like Variational Autoencoders and GANs further enhance performance. For time-series data, LSTM and GRU models capture temporal dependencies, improving detection of evolving anomalies. Emerging approaches like digital twins integrate real-time sensor data with simulation models, enabling advanced predictive insights. Additionally, visualization tools and explainability techniques improve usability and trust. Despite progress, challenges such as accuracy, scalability, and real-time processing remain. The SmartSense AI framework addresses these by combining autoencoders with Isolation Forest, achieving improved detection accuracy, efficiency, and practical applicability.

3. System Proposal

3.1 Existing System

The Traditional industrial maintenance relies on reactive, preventive, and basic condition monitoring approaches, each with notable limitations. Reactive maintenance addresses failures only after they occur, leading to downtime, higher costs, and safety risks. Preventive maintenance schedules servicing at fixed intervals, reducing failures but often causing unnecessary maintenance and inefficiencies. Basic condition monitoring tracks parameters like temperature and vibration using threshold-based alerts, but lacks the ability to detect complex patterns or relationships between multiple variables. These methods are inadequate for modern industrial environments, where equipment behavior is dynamic and data-intensive, highlighting the need for more intelligent, predictive maintenance solutions.

3.1.1 Advantages of Existing System

Despite their limitations, existing systems offer certain advantages:

- **Simplicity:** Easy to implement and operate without advanced technical expertise
- **Low Initial Cost:** Minimal investment required for deployment
- **Structured Maintenance Planning:** Preventive schedules enable predictable maintenance routines
- **Established Practices:** Long-standing industrial usage provides proven reliability

3.2 Proposed System

The proposed SmartSense AI system introduces an intelligent and data-driven approach to industrial anomaly detection and predictive maintenance. It leverages advanced machine learning techniques to analyze sensor data and identify abnormal patterns before equipment failure occurs. At the core of the system is a dual-model anomaly detection framework, combining an autoencoder-based deep learning model with the Isolation Forest algorithm. The autoencoder learns normal operational patterns and detects anomalies based on reconstruction error, while the Isolation Forest identifies statistically isolated data points. This hybrid approach enhances detection accuracy and reliability by leveraging complementary strengths of both models. The system includes a severity scoring mechanism that quantifies the intensity of detected anomalies on a normalized scale. This enables maintenance teams to prioritize issues based on their criticality. Additionally, a root cause analysis module identifies the specific sensor variables contributing to anomalies, providing valuable diagnostic insights for targeted maintenance actions. An interactive dashboard,

developed using Streamlit, enables real-time visualization of sensor data, anomaly detection results, severity levels, and root cause insights. The system also supports custom data uploads, allowing users to analyze their own datasets without requiring programming knowledge. The architecture is designed to be modular and scalable, ensuring ease of maintenance and future enhancements such as IoT integration, automated alert systems, and cloud deployment.

3.2.1 Disadvantages of Proposed System

While the proposed system offers significant improvements, certain limitations exist:

- Dependence on Data Quality: Model accuracy depends on the availability of representative training data
- Hyperparameter Tuning: Requires careful configuration for optimal performance
- Processing Latency: Current implementation is batch-based rather than fully real-time
- Computational Requirements: Requires moderate hardware resources for training and analysis
- Lack of Automated Alerts: Requires manual monitoring of dashboard (can be enhanced in future)

3.3 System Architecture

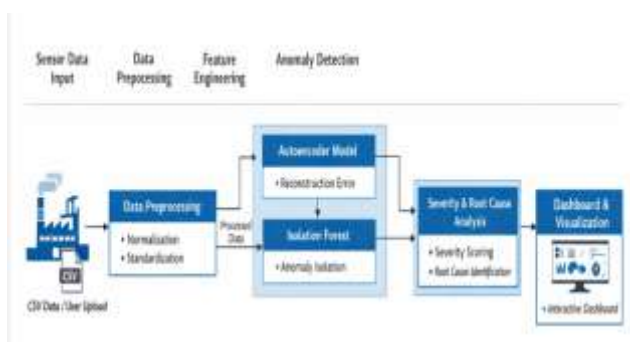


Fig. 1: System Architecture of Smart Sense AI

The The SmartSense AI system uses a multi-layered architecture to efficiently process industrial sensor data and generate anomaly detection insights. It begins with the Sensor Data Input Layer, where data is uploaded in CSV format and validated for consistency. The Data Preprocessing Layer then standardizes the data using normalization techniques to ensure uniform scaling across all variables. Next, the Feature Engineering Layer prepares data for analysis, with support for future enhancements like temporal and statistical features. The Anomaly Detection Layer integrates an autoencoder and Isolation Forest, working together to detect abnormal patterns accurately. The Severity and Root Cause Analysis Module evaluates anomalies and identifies contributing factors. Finally, the Streamlit-based Dashboard presents results through

interactive visualizations, enabling real-time monitoring and decision-making.

3.4 System Flow Diagram

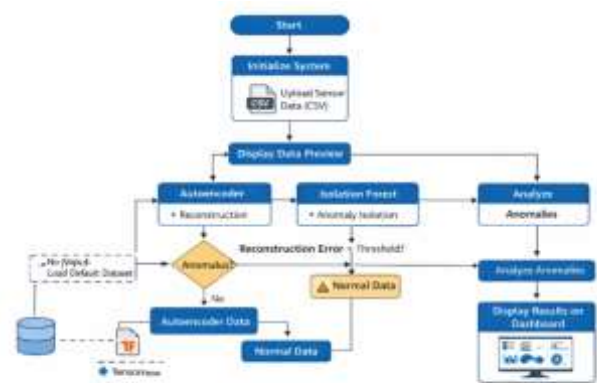


Fig. 2: System Flow Diagram of SmartSense AI

Fig. 2: System Flow Diagram of Smart Sense AI

The operational workflow of the SmartSense AI system follows a structured sequence of steps that transform raw sensor data into meaningful anomaly detection insights. The flow diagram illustrates the complete data processing pipeline from input acquisition to final visualization. The process begins with the system initialization, where the application environment is configured and the dashboard interface is launched. The system prepares all necessary libraries and modules required for data processing and machine learning operations. In the data acquisition phase, the user provides sensor data through a CSV file upload interface. If no custom dataset is uploaded, the system automatically loads a default dataset for analysis. The uploaded data is then displayed in a preview format, allowing users to verify its structure and content before proceeding. The next step involves data preprocessing, where the raw sensor data is normalized using standardization techniques. This step ensures that all input features have uniform scale, which is essential for accurate machine learning model performance. Following preprocessing, the system performs autoencoder-based anomaly detection. The pre-trained autoencoder model reconstructs the input data, and the reconstruction error is calculated for each data point. A threshold, typically set at the 95th percentile, is applied to classify data points as normal or anomalous. Simultaneously, the system executes the Isolation Forest detection process, which identifies anomalies based on the concept of data isolation. This parallel processing enhances reliability by providing a second perspective on anomaly detection. Once anomalies are identified, the system computes severity scores by normalizing reconstruction errors. This enables prioritization of anomalies based on their intensity.

Additionally, the system performs root cause analysis, identifying the specific sensor variables contributing to each anomaly. Finally, the results are presented through the dashboard visualization layer, where users can view summary metrics, graphical representations of anomaly trends, severity distributions, and detailed data tables. This step enables effective interpretation and decision-making. Overall, the flow diagram represents a systematic and efficient pipeline that integrates data processing, machine learning analysis, and user-friendly visualization into a unified framework for industrial anomaly detection.

3.5 UML Diagrams

3.5.1 Use Case Diagram

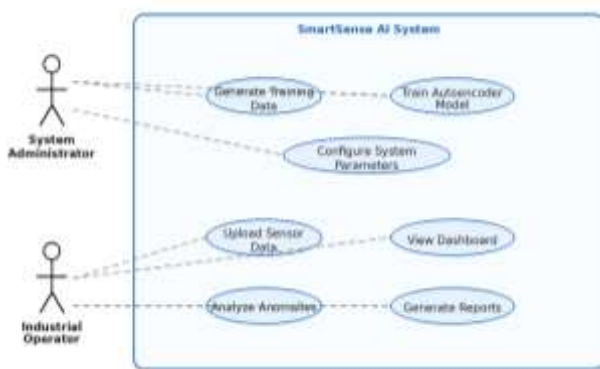


Fig. 3: Use Case Diagram of Smart Sense AI

The Use Case Diagram illustrates the interaction between users and the SmartSense AI system. Two primary actors are identified: the System Administrator and the Industrial Operator. The System Administrator is responsible for configuring the system, training models, and managing datasets.

Key activities include generating training data, training the autoencoder model, and configuring system parameters. The Industrial Operator interacts with the system during operational use. Their primary tasks include uploading sensor data, viewing the dashboard, analyzing detected anomalies, and generating reports. This diagram highlights how the system supports both administrative control and operational monitoring, ensuring usability across different user roles.

4. Implementation

4.1 System Modules

The SmartSense AI system is designed using a modular architecture to ensure flexibility, maintainability, and scalability. Each module performs a specific function in the

anomaly detection pipeline, contributing to the overall efficiency of the system. The major modules include Data Generation, Data Preprocessing, Autoencoder Model, Anomaly Detection, Isolation Forest, and Dashboard Visualization.

4.2 Module Description

4.2.1 Data Generation Module

The Data Generation Module is responsible for creating synthetic sensor datasets that simulate real-world industrial conditions. It generates multivariate data representing parameters such as temperature, pressure, and vibration. Normal data samples are generated using standard statistical distributions, while anomalies are introduced by injecting deviations into the dataset. This enables controlled testing and validation of the anomaly detection models. The generated data is stored in CSV format, ensuring compatibility with subsequent modules.

4.2.2 Data Preprocessing Module

The Data Preprocessing Module prepares raw sensor data for analysis. It performs data loading, cleaning, and normalization using standardization techniques. Each feature is transformed to have zero mean and unit variance, ensuring uniform scaling across all variables. This step is essential to prevent bias in machine learning models caused by differences in measurement units. The preprocessing module ensures that input data is consistent and suitable for accurate anomaly detection.

4.2.3 Autoencoder Model Module

The Autoencoder Model Module implements a deep learning-based anomaly detection approach. It uses a neural network architecture consisting of encoder and decoder layers to learn compressed representations of normal data. During training, the model learns to reconstruct normal patterns with minimal error.

When anomalous data is encountered, the reconstruction error increases significantly. This difference in reconstruction error is used as the primary indicator for anomaly detection. The model is trained using TensorFlow and optimized using the Adam optimizer with mean squared error as the loss function.

4.2.4 Anomaly Detection Module

The Anomaly Detection Module processes the output of the autoencoder to identify anomalies. It calculates reconstruction errors for each data point and applies a statistical threshold to classify data as normal or anomalous.

Additionally, the module computes severity scores by normalizing reconstruction errors, allowing prioritization of anomalies based on intensity. Root cause analysis is also performed by identifying features contributing most to the anomaly, providing meaningful diagnostic insights.

4.2.5 Isolation Forest Module

The Isolation Forest Module provides a complementary statistical approach to anomaly detection. It identifies anomalies by isolating data points using random partitioning techniques. Unlike traditional distance-based methods, this approach efficiently detects outliers in high-dimensional data. The module enhances system reliability by validating anomalies detected by the autoencoder, reducing false positives and improving overall accuracy.

4.3 Implementation Summary

The implementation of SmartSense AI integrates machine learning, data processing, and visualization into a unified system. The modular design ensures seamless interaction between components while enabling easy future enhancements. The combination of deep learning and statistical models provides a robust and reliable anomaly detection framework suitable for industrial applications.

5. Results and Discussion

The SmartSense AI system was evaluated using a synthetic industrial sensor dataset consisting of multivariate parameters such as temperature, pressure, and vibration. The dataset includes both normal operational data and injected anomalies, enabling comprehensive assessment of the anomaly detection performance. The evaluation focuses on the effectiveness of the dual-model approach, severity scoring mechanism, and root cause analysis capability.

5.1 Performance Analysis

The system performance was evaluated using both the autoencoder and Isolation Forest models on pre-processed sensor data. The results show that the system reliably detects abnormal patterns. The autoencoder produces higher reconstruction errors for anomalous data because it is trained only on normal behavior. This difference allows clear separation between normal and abnormal conditions. The use of a 95th percentile threshold enables adaptive detection by adjusting to data distribution, identifying around 5% of data as anomalies. This dynamic approach improves flexibility and accuracy compared to fixed thresholds, making the system effective across different datasets and conditions. The Isolation Forest adds an additional validation layer by detecting anomalies based on data isolation. Results show strong agreement between anomalies

identified by both models, confirming the robustness of the hybrid approach. In cases of mismatch, the system provides useful insights for further analysis. The severity scoring mechanism assigns values between 0 and 1 by normalizing reconstruction errors. High severity indicates critical deviations, while lower values represent minor variations. The root cause analysis identifies contributing sensor features, enabling targeted maintenance. The system also performs efficiently, processing data quickly and providing real-time visualization through the dashboard with minimal delay.

5.2 Discussion

The results demonstrate the effectiveness of combining deep learning and statistical methods for anomaly detection. The autoencoder captures complex nonlinear relationships in sensor data, while the Isolation Forest detects statistical outliers efficiently. This hybrid model improves accuracy compared to individual techniques. A major advantage is its ability to work without labelled data, making it suitable for real-world industrial environments where failure data is limited. The unsupervised approach allows adaptability to different datasets and varying operational conditions, increasing its practical usability. Overall, the system provides a reliable and flexible solution for predictive maintenance in modern industrial systems. The dashboard visualization enhances usability by presenting results in a clear and interactive format. Users can easily understand anomaly patterns, severity levels, and root causes, supporting better decision-making. However, some limitations exist. The system currently uses batch processing, which may not be ideal for real-time applications. Additionally, performance depends on the quality of training data, and poor data representation can lead to inaccuracies. Despite these challenges, the system significantly improves detection efficiency, reduces downtime, and supports predictive maintenance. Its modular design also allows future improvements such as real-time processing and IoT integration.

6. Conclusion

The SmartSense AI framework presents an effective and scalable solution for industrial anomaly detection and predictive maintenance. By leveraging advanced machine learning techniques, the system successfully identifies abnormal patterns in multivariate sensor data, enabling early detection of potential equipment failures. The integration of autoencoder-based deep learning with the Isolation Forest algorithm enhances detection accuracy by combining pattern-based and statistical anomaly identification approaches. The severity scoring mechanism further strengthens the system by prioritizing anomalies based on their impact, while the root cause analysis provides actionable insights into the contributing factors. Overall, the

system addresses the limitations of traditional maintenance strategies by enabling a shift from reactive and preventive approaches to intelligent predictive maintenance. The results demonstrate that SmartSense AI can significantly reduce unplanned downtime, optimize maintenance operations, and improve overall industrial efficiency.

7. Future Scope

The SmartSense AI system provides a strong foundation for further enhancements and real-world deployment. Several improvements can be considered to extend its capabilities:

- **Real-Time Data Processing:** Integration with streaming technologies to enable continuous monitoring and instant anomaly detection.
- **IoT Integration:** Direct connectivity with industrial sensors and IoT devices for automated data collection
- **Automated Alert System:** Implementation of email, SMS, or notification-based alert mechanisms for immediate response.
- **Cloud Deployment:** Deployment on cloud platforms for scalability, remote monitoring, and data storage
- **Advanced Models:** Incorporation of LSTM, GRU, or hybrid deep learning models for improved temporal anomaly detection.
- **Digital Twin Integration:** Combining machine learning with simulation models for enhanced predictive analysis
- **Explainable AI (XAI):** Improving transparency and interpretability of anomaly detection results.

These enhancements will further improve system performance, scalability, and industrial applicability.

References

- [1] Chandola, V., Banerjee, A., Kumar, V., "Anomaly Detection: A Survey," *ACM Computing Surveys*, Vol. 41, No. 3, 2009, pp. 1–58.
- [2] Liu, F. T., Ting, K. M., Zhou, Z. H., "Isolation Forest," *IEEE International Conference on Data Mining*, 2008, pp. 413–422.
- [3] Sakurada, M., Yairi, T., "Anomaly Detection Using Autoencoders with Nonlinear Dimensionality Reduction," *MLSDA*, 2014.
- [4] Pang, G., Shen, C., Cao, L., Hengel, A., "Deep Learning for Anomaly Detection: A Review," *ACM Computing Surveys*, 2021.
- [5] Chalapathy, R., Chawla, S., "Deep Learning for Anomaly Detection: A Survey," *arXiv preprint*, 2019.
- [6] Breunig, M. M., Kriegel, H. P., Ng, R. T., Sander, J., "LOF: Identifying Density-Based Local Outliers," *SIGMOD*, 2000.
- [7] Schölkopf, B., Platt, J., Shawe-Taylor, J., Smola, A., Williamson, R., "Estimating the Support of a High-Dimensional Distribution," *Neural Computation*, 2001.
- [8] An, J., Cho, S., "Variational Autoencoder Based Anomaly Detection," *Special Lecture on IE*, 2015.
- [9] Goodfellow, I., et al., "Generative Adversarial Nets," *NIPS*, 2014.
- [10] Carvalho, T. P., et al., "A Systematic Literature Review of Machine Learning Methods Applied to Predictive Maintenance," *Computers & Industrial Engineering*, 2019.
- [11] Khan, S., Yairi, T., "A Review on the Application of Deep Learning in System Health Management," *Mechanical Systems and Signal Processing*, 2018.
- [12] Ahmad, S., Lavin, A., Purdy, S., Agha, Z., "Unsupervised Real-Time Anomaly Detection for Streaming Data," *Neurocomputing*, 2017.